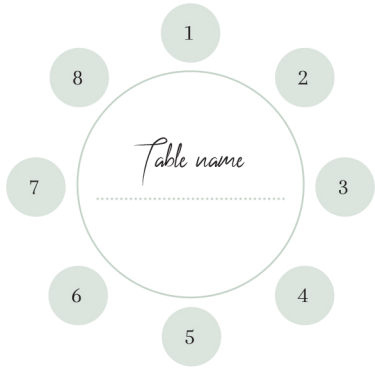




OUR Seating Chart



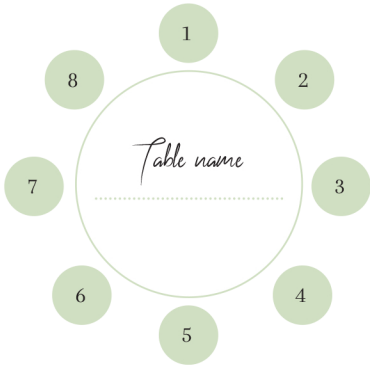
1.	5.
2.	6.
3.	7.
4.	8.




1.	5.
2.	6.
3.	7.
4.	8.



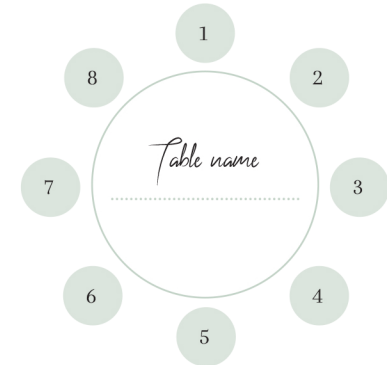
1.	5.
2.	6.
3.	7.
4.	8.



1.	5.
2.	6.
3.	7.
4.	8.




1.	5.
2.	6.
3.	7.
4.	8.



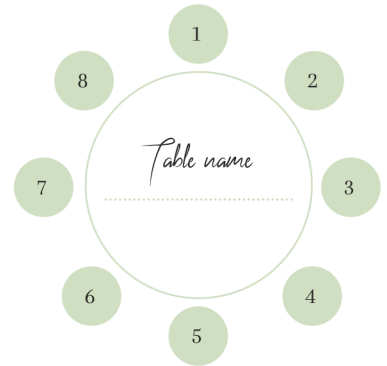
1.	5.
2.	6.
3.	7.
4.	8.



1.	5.
2.	6.
3.	7.
4.	8.



1.	5.
2.	6.
3.	7.
4.	8.



1.	5.
2.	6.
3.	7.
4.	8.



OUR Seating Chart

Table name

Table name

..... 1		2
..... 3		4
..... 5		6
..... 7		8
..... 9		10
..... 11		12
..... 13		14
..... 15		16
..... 17		18
..... 19		20

..... 1		2
..... 3		4
..... 5		6
..... 7		8
..... 9		10
..... 11		12
..... 13		14
..... 15		16
..... 17		18
..... 19		20

Table name

Table name

..... 1		2
..... 3		4
..... 5		6
..... 7		8
..... 9		10
..... 11		12
..... 13		14
..... 15		16
..... 17		18
..... 19		20

..... 1		2
..... 3		4
..... 5		6
..... 7		8
..... 9		10
..... 11		12
..... 13		14
..... 15		16
..... 17		18
..... 19		20

OUR Seating Plan

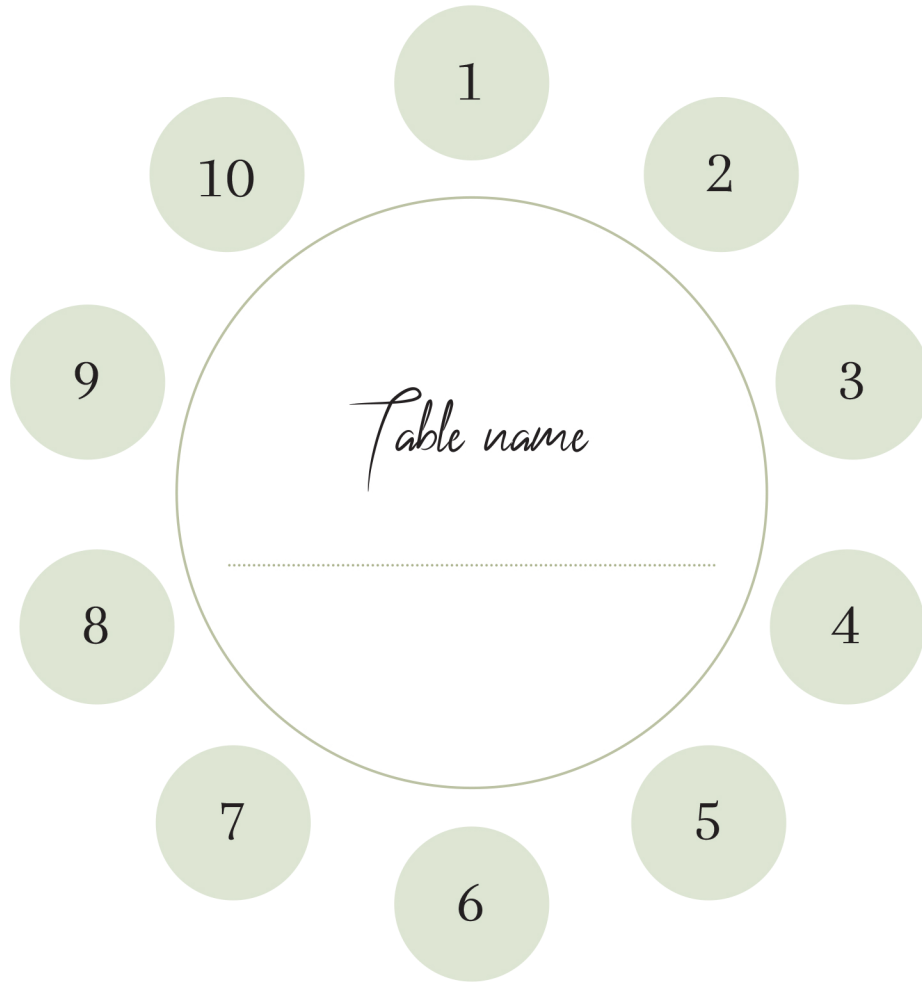
Table name

.....

.....	1		2
.....	3		4
.....	5		6
.....	7		8
.....	9		10
.....	11		12
.....	13		14
.....	15		16
.....	17		18
.....	19		20



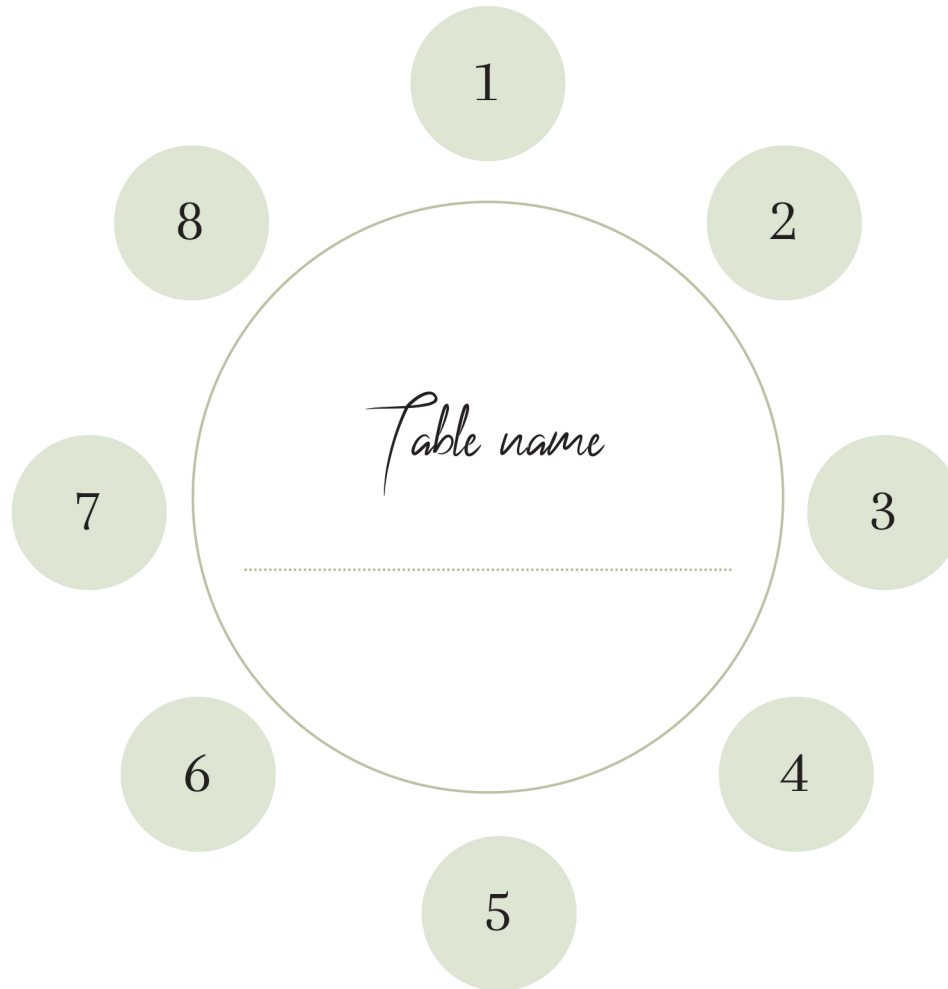
OUR *Seating Plan*



- | | |
|-------|-------|
| 1. | 6. |
| | |
| 2. | 7. |
| | |
| 3. | 8. |
| | |
| 4. | 9. |
| | |
| 5. | 10. |
| | |



OUR Seating Plan



- | | |
|----|----|
| 1. | 5. |
| 2. | 6. |
| 3. | 7. |
| 4. | 8. |



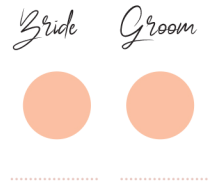


CEREMONY Seating Chart

Bridesmaids



Maid of honor



Best man



Groomsmen



Seating chart grid for the left side of the ceremony, consisting of 10 rows of 8 light pink circles each, with dotted lines below each row.

Seating chart grid for the right side of the ceremony, consisting of 10 rows of 8 light pink circles each, with dotted lines below each row.

Closest
Relatives

Aisle